



TRANE®

50 Hz Package Cooling Units Product Data

Convertible Models

TCC030,040,050

30, 40, 50 MBh



IPB-99-3(50)-EN-10-15-99




General Features

It's Hard To Stop A Trane.®



T-Top™
Weatherguard™
Corrosion Resistant Screws
Powder Paint
Water-Shed™ Base

High Efficiency
Climatuff® Compressor
DuraTuff™ Plate Fin Coil
Sloped Drain Pan
100% Foil Faced Insulation
Easy Access






Features and Benefits


Standard Equipment

- **High Efficiency**
Impack performance is among the highest in the industry.
- **Climatuff® Compressor**
Protection against chemical, electrical, and mechanical stresses are built in for efficiency and a longer life. The compressor is backed by a 5-year limited warranty, with an optional warranty for 5 more years.



- **Convertibility**
Impack units are easily converted from horizontal to downflow with the removal of one screw from each panel. Accordingly, the need to stock both dedicated horizontal and dedicated downflow models has been eliminated.
- **Installation**
The ease of installation and application flexibility exhibited through the design reduce both field time and material.
- **Application**
The low profile horizontal duct take-offs eliminate the need for expensive transition ducts in crawl space applications.
- **Commonality**
The common cabinet among the TCC's, WCC's, and YCC's minimizes both the training of sales and service personnel and replacement parts inventory.
- **Flexibility**
A single curb fits the entire Impack line from 1.5 tons through 5 tons thereby providing great installation flexibility on shopping malls, factories, schools, and other commercial buildings where a mix-match of tonnages and utilities is desired.
- **Water-Shed™ Base**
Superior water integrity is accomplished with the Water-Shed™ base pan having elevated downflow openings and a perimeter channel that prevents water from draining into the ductwork.

- **Easy Access**
All electrical components can be diagnosed and replaced with the removal of one panel that is attached with two screws.
- **Service**
All wiring is both numbered and color coded thereby reducing training and servicing costs related to circuit tracing and components replacements.



- **Maintenance**
A plug on the outdoor fan motor allows the top cover to be removed completely without the hassle of cumbersome wires. The unique service orifice ring allows the indoor fan motor/blower to be removed as a unit.
 - **Plate Fin Coil**
Refrigeration coils are built with internally enhanced copper tubing for high efficiency with less coil area.
 - **Air Filter**
The filter frame kits fit inside the unit and provides filtration in either horizontal or downflow applications.
 - **Shipping**
Unit dimensions were carefully selected to provide an attractive aspect ratio and for shipping and handling considerations.
 - **Good Neighbor**
Most units can be installed flush with the residence or building thereby minimizing the ground space required. Blankets of insulation reduce blower noise and energy losses to the outside environments.
 - **Rooftop Mounting**
The cabinets are physically smaller than most competitive models. This means less intrusive installations on residential rooftops where aesthetics are critical.
- **Handling**
The three-way wooden skid allows for easy loading between the wheel wells on pickup trucks for transporting to job sites.
 - **Structure**
The units are lighter weight through the use of high technology components thereby reducing mounting structure requirements and difficulty when handling.
 - **Duct Flanges**
Only Impack has downflow duct flanges for duct attachments that preserve the built-in water integrity.
 - **Corrosion**
The drain pan is engineered material and eliminates the need for coatings and sealers to prevent sweating and corrosion. The heavy gauge, zinc-coated steel cabinet has a weather resistant enamel finish that stays attractive and protects your investment for years.
 - **Low Ambient Control**
Zero degree ambient cooling is accomplished with two kits. One for low cost installations when full tonnage is not needed. The other kit maintains head pressure and full capacity at zero degrees.
 - **Quality and Reliability Testing**
We perform a 100% coil leak test at the factory. The evaporator and condenser coils are leak tested at the factory. The evaporator and condenser coils are leak tested at 200 psig and pressure tested to 450 psig respectively. In addition the Impack designs were rigorously rain tested at the factory to ensure water integrity. Shipping tests are performed to determine packaging requirements. Factory shake and drop tests are used as part of the package design process to help assure that the unit will arrive at the job site in top condition. Additionally, all components are inspected at the point of final assembly. Substandard parts and components are identified and rejected immediately. Every unit receives a 100% run test before leaving the production line to make sure it lives up to rigorous Trane® requirements. We at Trane test our designs at our factory and not on our customers!